

Kindergarten  
**Summer  
Bootcamp!**

06/21-06/24

# Monday June 21<sup>st</sup> Lessons

## Weekly Concepts:

**Letters:** Tt, Bb, Ff

**Sight Words:** the, a

**PA:** Listening

**Book:** The Croaky Pokey

**Math:** Numbers 0-2

## Welcome:

1. Get moving and have fun with this welcome song!

[https://www.youtube.com/watch?v=OsFV58Jps2k&ab\\_channel=TheKiBoomers-KidsMusicChannel](https://www.youtube.com/watch?v=OsFV58Jps2k&ab_channel=TheKiBoomers-KidsMusicChannel)

## Letter: Tt

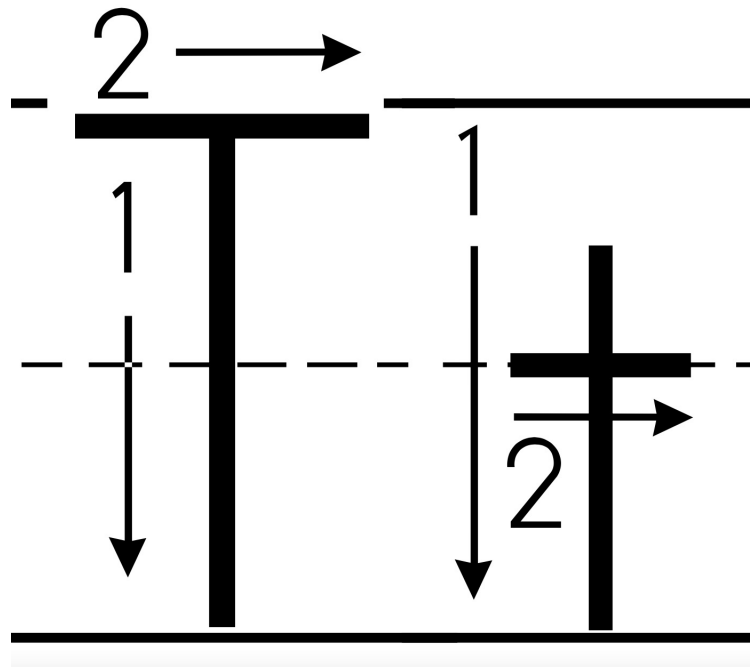
\* Teach the letters in wholistic approach. The uppercase, lowercase, and all sounds should be taught together. Focus on proper letter formation.\*

1. Introduce the letter Tt. Tt says /t/.

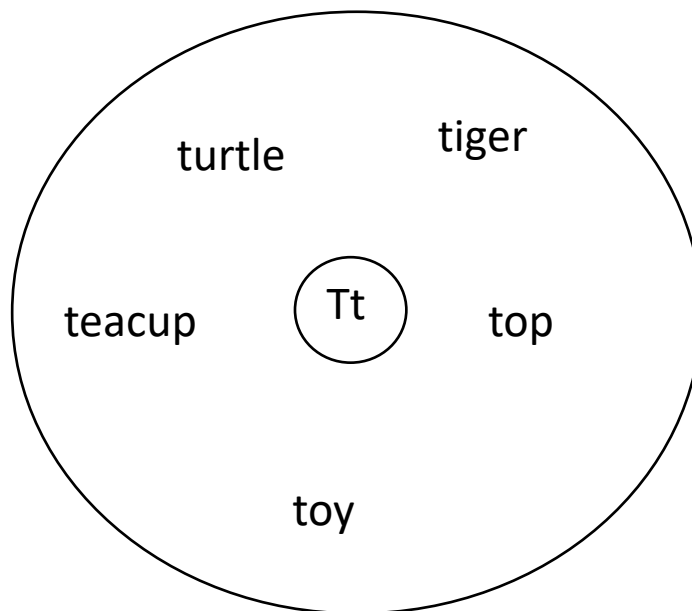
2. Watch this letter Tt Video:

[https://www.youtube.com/watch?v=1yl9p--gEIU&ab\\_channel=JackHartmannKidsMusicChannelJackHartmannKidsMusicChannelOfficialArtistChannel](https://www.youtube.com/watch?v=1yl9p--gEIU&ab_channel=JackHartmannKidsMusicChannelJackHartmannKidsMusicChannelOfficialArtistChannel)

Sky write along with the video (pretend you have a magic wand and draw in the air). Make sure you are using the proper letter formation.



2. Ask, “Can you think of a word that starts with Tt?” Write down on paper/in a journal as many words as you and your child can think of in a circle map like shown.



## **Sight Word: the**

1. Introduce the word “the” by showing the video

<https://www.youtube.com/watch?v=zTXQa7GOI4U>

on Youtube.

2. Ask, “Can you think of a sentence that uses the word “the?” Write down your student’s responses on a paper or journal and underline the word “the” in the sentence.

3. Complete the sight word “the” practice page.

**Phonological Awareness:** (recognizing and working with the sounds in a spoken language)

Listening:

1. Say, “Listen to the sounds that animals make: woof, meow, baa.”

Ask: a. “Repeat the 3 animal sounds.”

b. “What was the first animal sound you heard?” (woof)

c. “What was the last animal sound you heard?” (baa)

d. “The cat’s sound was the middle sound, meow. Let’s make that middle sound together: meow.”

**Book:**

1. Read or watch the book, “The Croaky Pokey” by Ethan Long here:

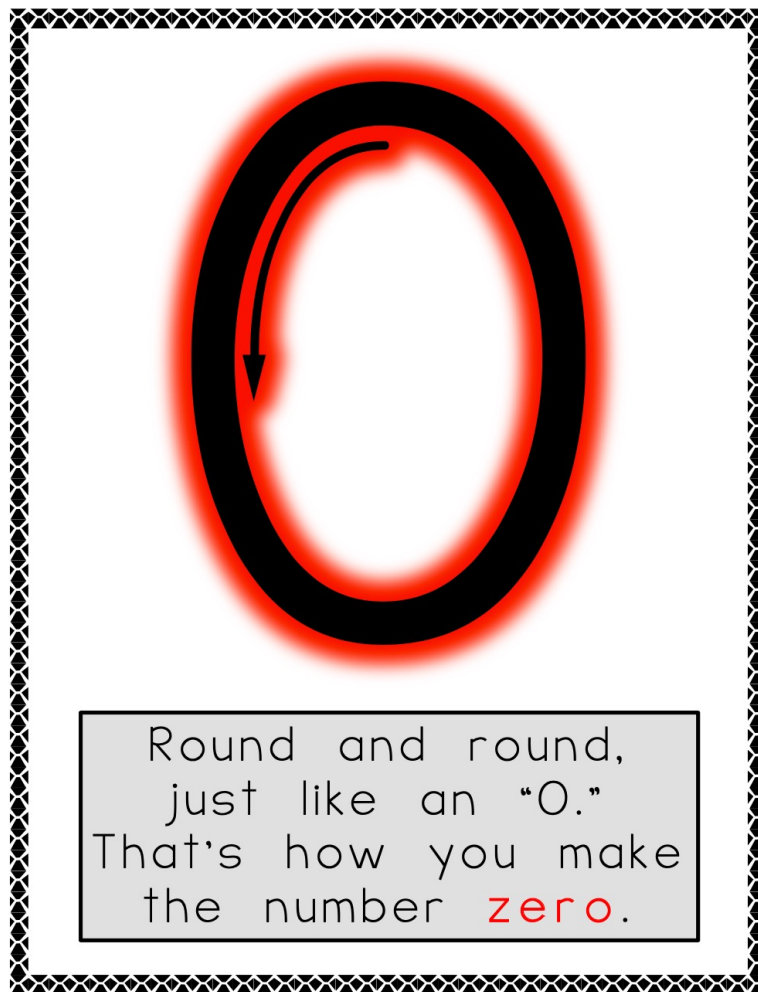
[https://www.youtube.com/watch?v=xJNeldOBR6g&ab\\_channel=Fun2LearnFun2Learn](https://www.youtube.com/watch?v=xJNeldOBR6g&ab_channel=Fun2LearnFun2Learn)

2. Do the Croaky Pokey by following along to this video:

[https://www.youtube.com/watch?v=Cqr\\_P2PLP0w&ab\\_channel=GreenGablesMontessori](https://www.youtube.com/watch?v=Cqr_P2PLP0w&ab_channel=GreenGablesMontessori)

## Math:

1. Introduce the number 0 with this poem.



2. Explain that 0 means there are none. Use a manipulative like m&ms or legos. Put some down and then take them all away. When they are all away, this is 0. Practice writing the number 0 on paper.

# Tuesday June 22<sup>nd</sup> Lessons

## Welcome:

1. Get moving and have fun with this welcome song!

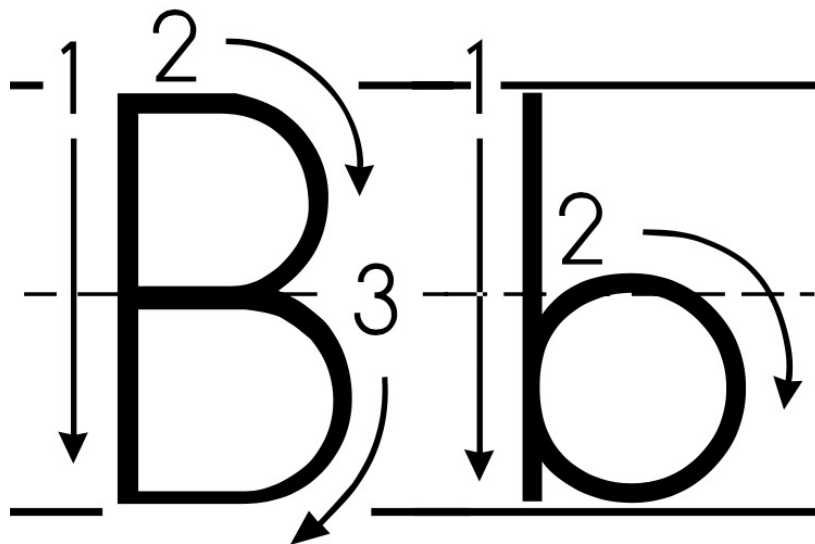
[https://www.youtube.com/watch?v=OsFV58Jps2k&ab\\_channel=TheKiBoomers-KidsMusicChannel](https://www.youtube.com/watch?v=OsFV58Jps2k&ab_channel=TheKiBoomers-KidsMusicChannel)

## Letter: Bb

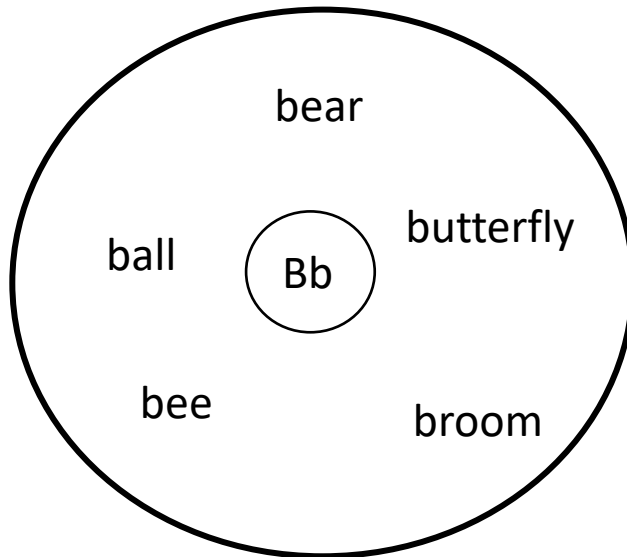
1. Watch the letter Bb video here:

<https://www.youtube.com/watch?v=f1bcER1Zzak>

Sky write along with the video. Make sure you are using the proper letter formation.



2. Ask, “Can you think of a word that starts with Bb?” Write down on paper/in a journal as many words as you and your child can think of in a circle map like shown.



### **Sight Word: the**

1. Introduce the “the” sight word book. Read the book while your child listens. Make sure to guide your finger under the word you are reading. Let your child take a turn at reading. It is ok if they seem to have just “memorized” the words. This is the first step to reading! Have your child color the pictures and find and underline the sight word in the sentence.

\*Sight word book instructions: It is easiest to print these and then cut and staple if you can. The template will make 2 books. If you have multiple children doing lessons, this will be great. If not, you can read from one and have your child follow along on the other.

## Phonological Awareness: Listening

1. Say, "Listen to the sounds that animals make: oink, ruff, hiss."

Ask: a. "Repeat the 3 animal sounds."

b. "What was the first animal sound you heard?" (oink)

c. "What was the last animal sound you heard?" (hiss)

d. "The dog's sound was the middle sound, ruff. Let's make that middle sound together: ruff."

## Book:

1. Re-Read the book, "The Croaky Pokey" by Ethan Long here:

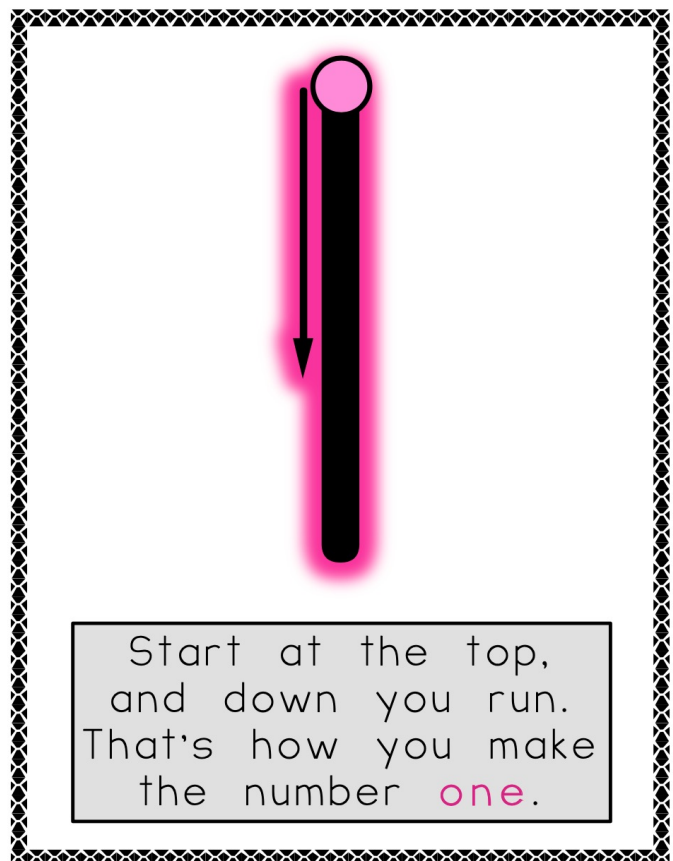
[https://www.youtube.com/watch?v=xJNeldOBR6g&ab\\_channel=Fun2Learn](https://www.youtube.com/watch?v=xJNeldOBR6g&ab_channel=Fun2LearnFun2Learn)

2. Explain that Fiction books are books that are made up. Non-Fiction books are books that are about real things and teach us things. Ask your child what kind of book they think The Croaky Pokey is: fiction or non-fiction? Why do they think that?

## Math:

1. Introduce the number 1 with this poem:

2. Complete the number 1 page in the Tues-Thurs Math Packet.



# Wednesday June 23<sup>rd</sup> Lessons

## Welcome:

1. Get moving and have fun with this welcome song!

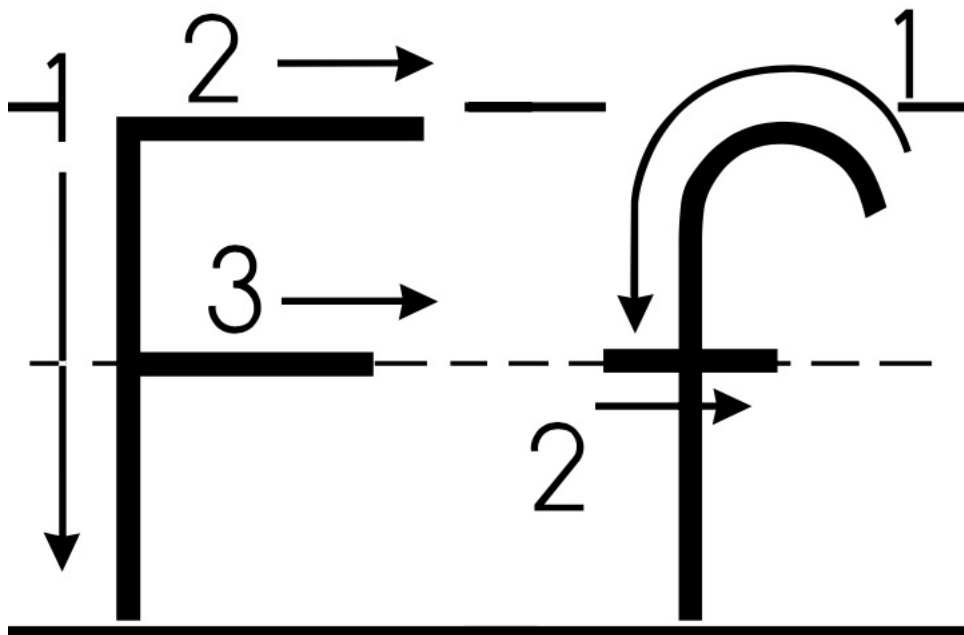
[https://www.youtube.com/watch?v=OsFV58Jps2k&ab\\_channel=TheKiboomers-KidsMusicChannel](https://www.youtube.com/watch?v=OsFV58Jps2k&ab_channel=TheKiboomers-KidsMusicChannel)

## Letter: Ff

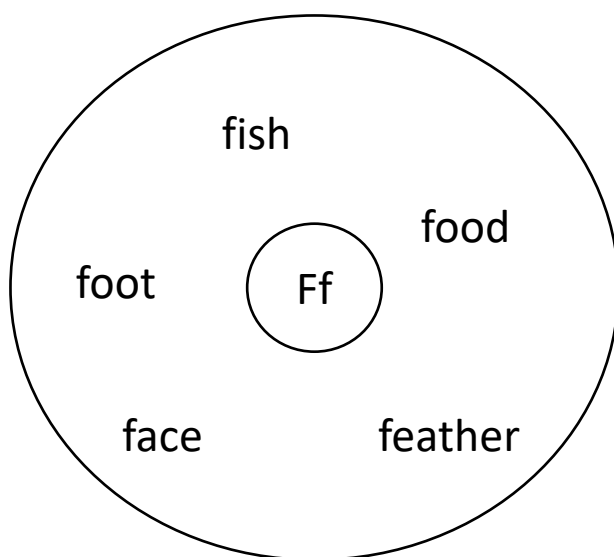
1. Watch the letter Ff video here:

[https://www.youtube.com/watch?v=LWMED\\_3Nvig&t=37s&ab\\_channel=JackHartmannKidsMusicChannelJackHartmannKidsMusicChannelOfficialArtistChannel](https://www.youtube.com/watch?v=LWMED_3Nvig&t=37s&ab_channel=JackHartmannKidsMusicChannelJackHartmannKidsMusicChannelOfficialArtistChannel)

Sky write along with the video. Make sure you are using the proper letter formation.



2. Ask, “Can you think of a word that starts with Ff?” Write down on paper/in a journal as many words as you and your child can think of in a circle map like shown.



### **Sight Word: a**

1. Introduce the word “a” by showing this video:

[https://www.youtube.com/watch?v=ElwkDaTyYyw&ab\\_channel=HaveFunTeachingHaveFunTeachingOfficialArtistChannel](https://www.youtube.com/watch?v=ElwkDaTyYyw&ab_channel=HaveFunTeachingHaveFunTeachingOfficialArtistChannel)

2. Ask, “Can you think of a sentence that uses the word “a?” Write down your student’s responses on a paper or journal and underline the word “a” in the sentence.

3. Complete the sight word “a” practice page.

## **Phonological Awareness: Listening**

1. Say, "Listen to the sounds that animals make: quack, cluck, roar."  
Ask:
  - a. "Repeat the 3 animal sounds."
  - b. "What was the first animal sound you heard?" (quack)
  - c. "What was the last animal sound you heard?" (roar)
  - d. "The chicken's sound was the middle sound, cluck. Let's make that middle sound together: cluck."

## **Book:**

1. Re-Read the book, "The Croaky Pokey" by Ethan Long here:  
[https://www.youtube.com/watch?v=xJNeldOBR6g&ab\\_channel=Fun2LearnFun2Learn](https://www.youtube.com/watch?v=xJNeldOBR6g&ab_channel=Fun2LearnFun2Learn)
2. Explain that the main character of a story is who the story is mostly about. Explain that the setting of a story is where the story is happening.
3. Complete the story elements paper by having your child draw a picture of the main character and the setting of the book. They can try to write the character and setting, or you can write it on a separate paper and they can copy. Another trick is to write it in highlighter and have them trace the words.

## Math:

1. Introduce the number two with this poem.



2. Complete the number 2 page in the math packet.

# Thursday June 24<sup>th</sup> Lessons

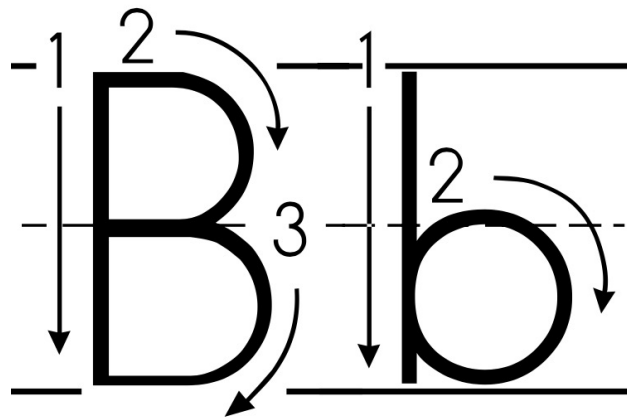
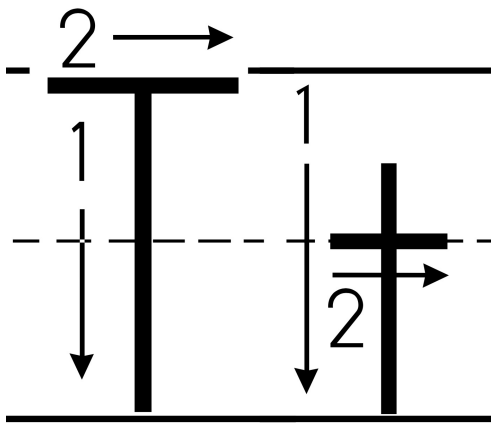
## Welcome:

1. Get moving and have fun with this welcome song!

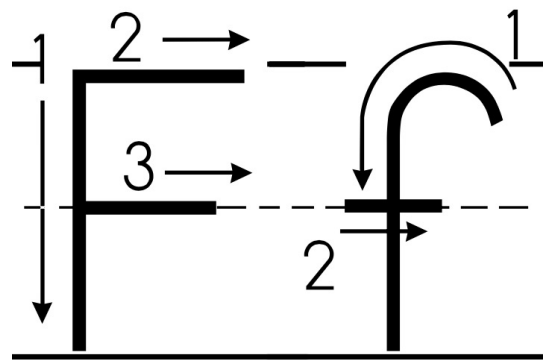
[https://www.youtube.com/watch?v=OsFV58Jps2k&ab\\_channel=TheKiboomers-KidsMusicChannel](https://www.youtube.com/watch?v=OsFV58Jps2k&ab_channel=TheKiboomers-KidsMusicChannel)

## Letter: Tt, Bb, Ff Review

1. Review the correct way to form the letters Tt, Bb, and Ff. Sky write each of the letters.



2. Complete the Tt, Bb, Ff Practice sheet.



## **Sight Words:**

1. Introduce the “a” sight word book. Read the book while your child listens. Make sure to guide your finger under the word you are reading. Let your child take a turn at reading. Have your child color the pictures and find and underline the sight word in the sentence.

## **Phonological Awareness: Listening**

1. Say, “Listen to the sounds that animals make: moo, croak, squeak.”

Ask: a. “Repeat the 3 animal sounds.”

b. “What was the first animal sound you heard?” (moo)

c. “What was the last animal sound you heard?” (squeak)

d. “The frog’s sound was the middle sound, croak. Let’s make that middle sound together: croak.”

## **Book:**

1. Make a frog using the frog craft template. Color the pieces green then cut them out and assemble the frog on the next page. Have your child fill in the sight words “the” and “a” to complete the sentence: A frog can do the Croaky Pokey!

## **Math:**

1. Review the poems for numbers 0-2. Play swat the number by cutting out the provided number cards and laying numbers 0-2 on a table. Call out a number for your child to swat (smack with their hand). “Swat the number 1!” “Swat the number 2!” Save the cards in a baggie for later practice.